



# A Guide to Google Classroom



# What is Google Classroom?

- Google Classroom is a commonly used platform to create a digital learning space for our students.
- Especially with our move to online learning, some teachers will use Google Classroom to share classwork, formal assessment tasks, homework, and much more with students.

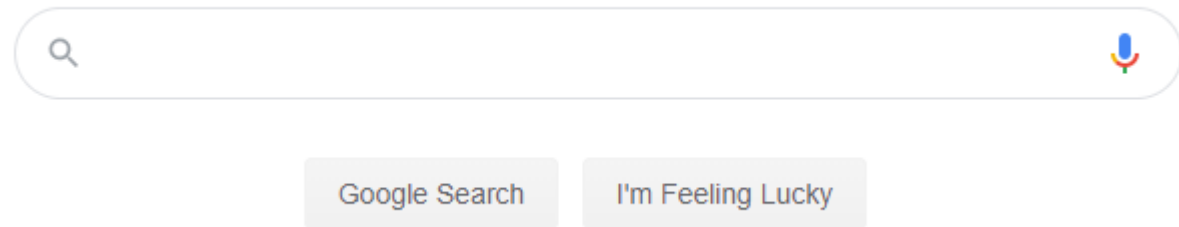


# Google Classroom Codes

- These codes provide you with access to your subject's Google Classroom page.
- Some of your teachers may have provided you with Google Classroom codes in a previous lesson.
- Your parents/carers should have received an email last week with any other Google Classroom codes or information about online platforms for your classes.
- Please contact the Front Office if your parents/carers have not received this email.



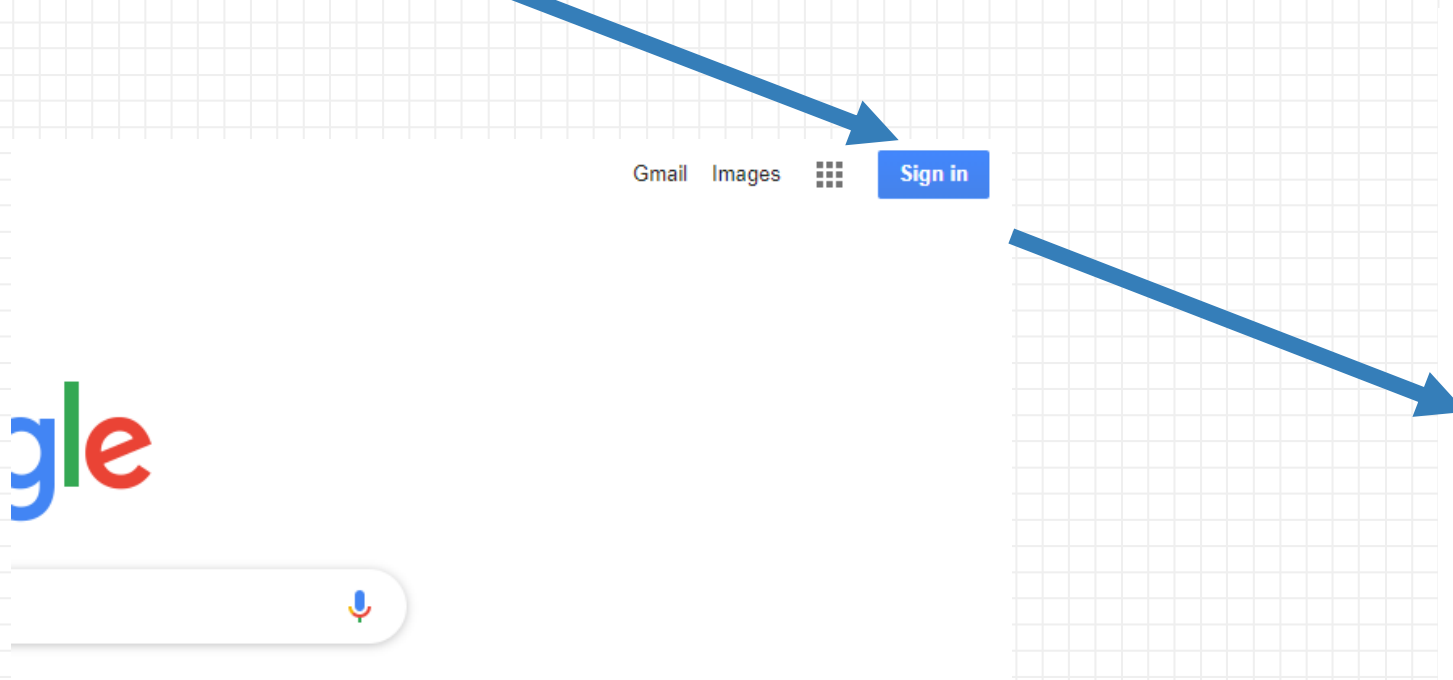
1. Access the Google homepage by typing [www.google.com](http://www.google.com) into your web browser



I'm Feeling Lucky

# How To Get Started

2. Login to your DoE account.



**Login with your DoE account**

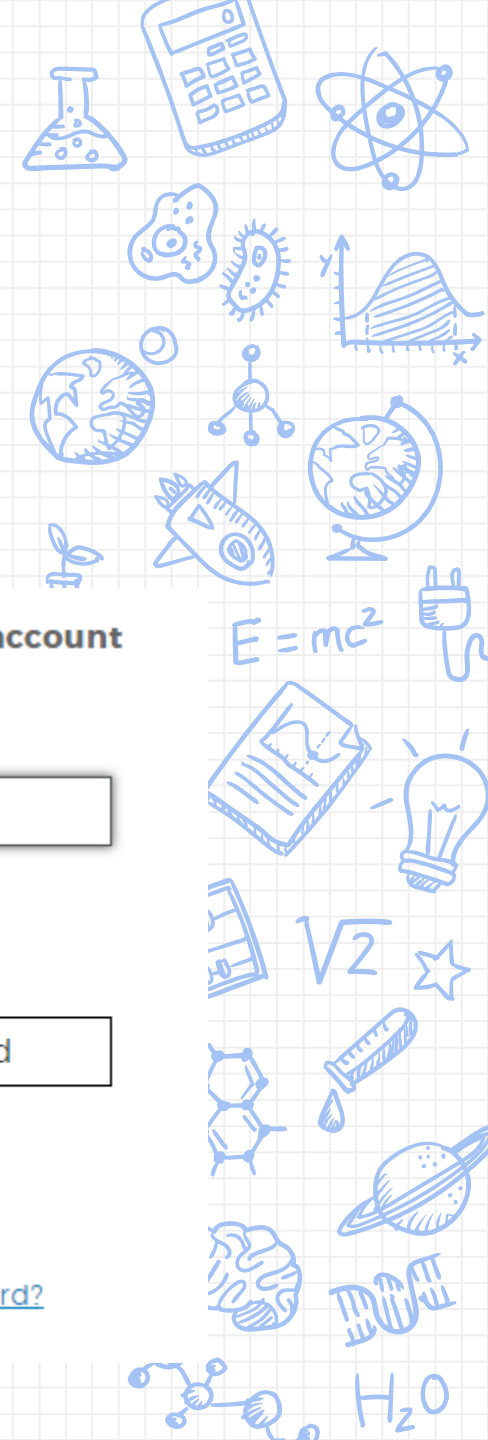
User ID

Example: jane.citizen1

Password

**Log in**

[Forgot your password?](#)





# Navigating Google Classroom

4. Click on the class you wish to view.

≡ Google Classroom

Year 7 and 8 - Year A...

19 students

Due tomorrow  
Significant Practice - Baptism  
Baptism - Response Review

Due Tuesday  
Review of Core Ethical Teachings - Christianity

12SOR

19 students

Due tomorrow  
Significant Practice - Baptism  
Baptism - Response Review


Due Tuesday  
Review of Core Ethical Teachings - Christianity

12SAC

19 students


Due tomorrow  
Change and Progress

Due Thursday  
The Near Future - Introduction

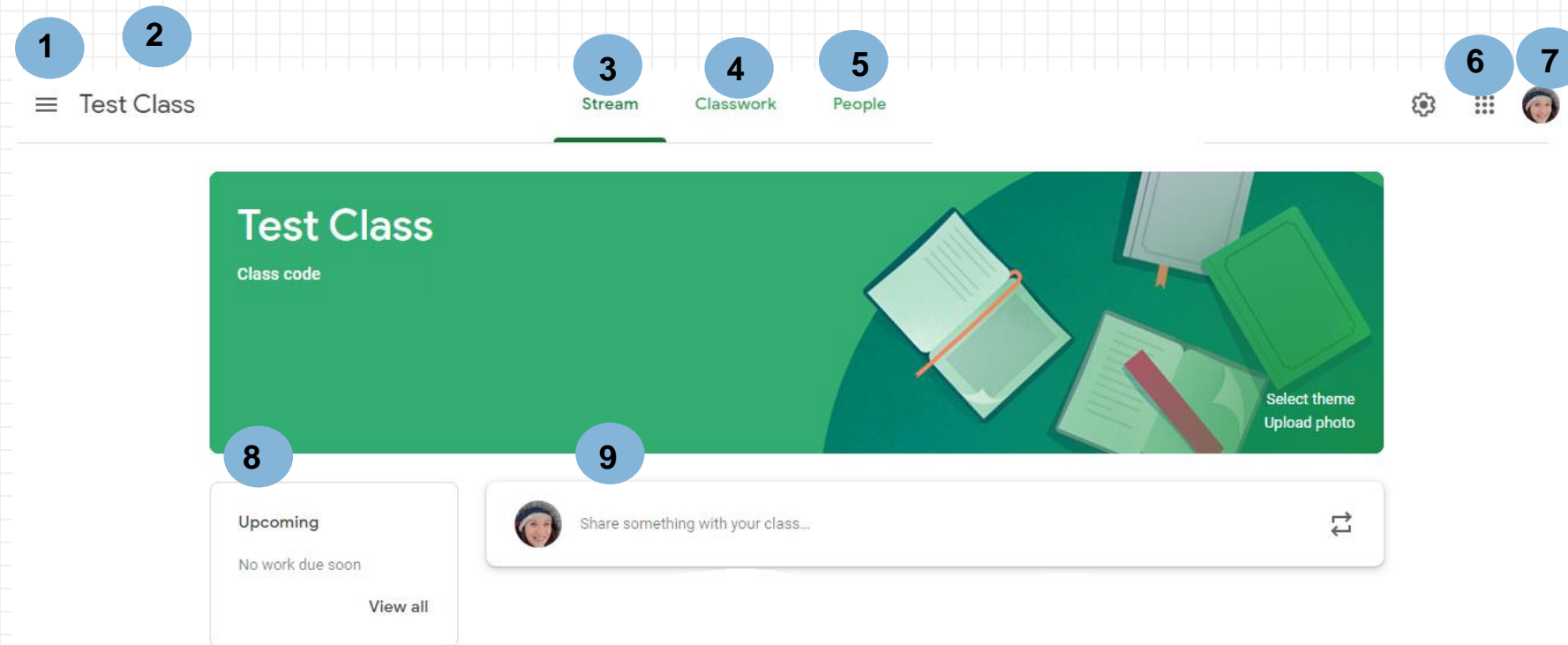




# Navigating Google Classroom

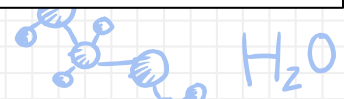


## 5. Become familiar with the features of each class page.



### Legend:

1. Menu of classes
2. Current class
3. Announcements page
4. Access to your classwork and other important documents
5. Teacher & Classmates
6. Access to Google Apps
7. Your account
8. Upcoming 'tasks' due (this could include classwork assigned by your teacher)
9. Updates from your teacher

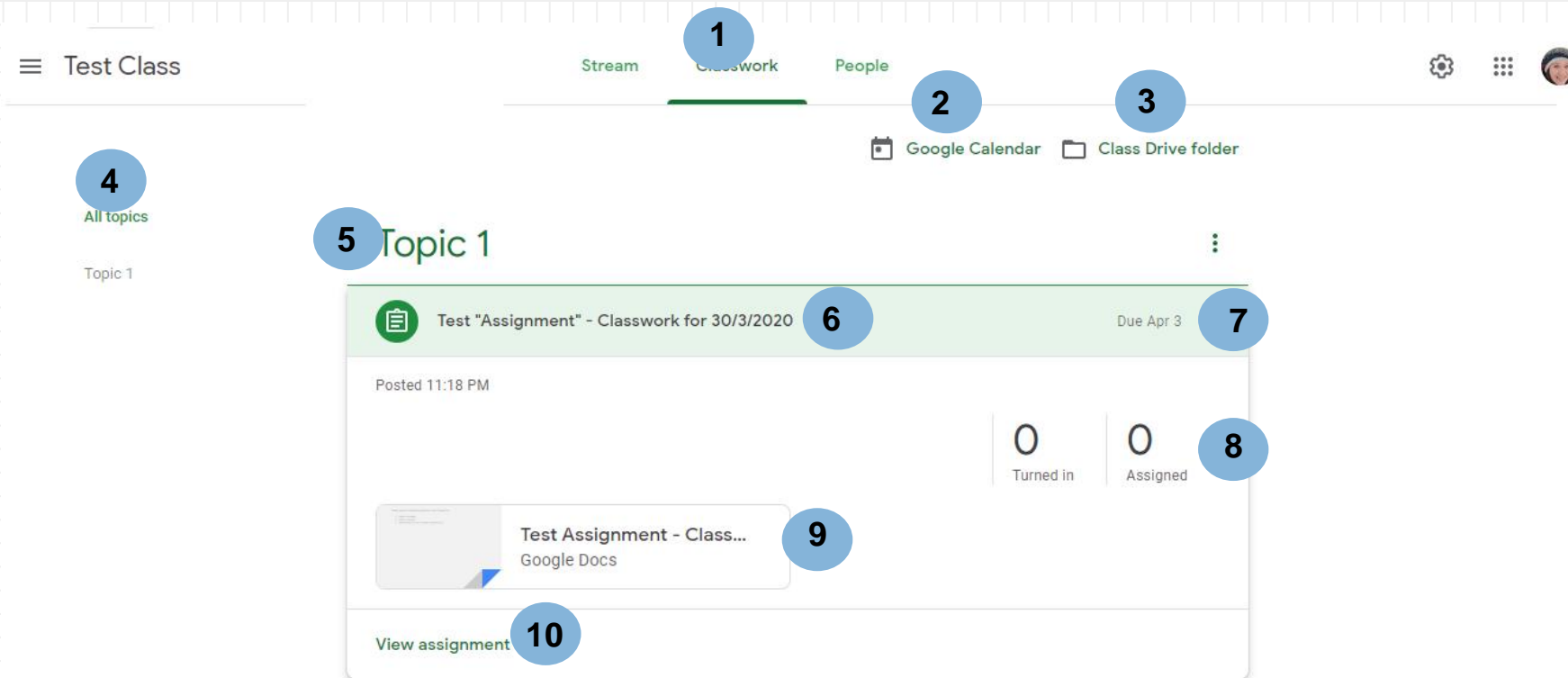




# Navigating Google Classroom




6. Become familiar with the features of 'Classwork'. Some work will be assigned by your teacher as an 'assignment'. This is Google Classroom's word for any work that needs to be submitted for checking. This is **different** to a formal assessment task.



## Legend:

1. Classwork Tab
2. See due dates of work and add events to your calendar
3. View your files
4. Topics available
5. Topic headings
6. Title of your work
7. Due date of work
8. Status of work (whether you have submitted it once completed)
9. Attached files/documents
10. Click to view work

A vertical collage featuring a central photograph of a human brain resting on a computer keyboard. The background is a light blue grid. Surrounding the photo are various blue line-art illustrations and text related to science and technology. At the top, there's a flask with bubbles, a calculator, and an atomic model. Below these are a cell, a microorganism, a graph with a bell curve, a globe with a small satellite, and a molecular structure. Further down, a globe with the word 'reli.' below it, a lightbulb, a plug, the formula  $mc^2$ , a star, a syringe with a drop, a planet with a ring, a brain, a DNA helix, and the chemical formula  $H_2O$ . The word 'reli.' is partially visible on the left side of the collage.

- 

# Google icons to recognize:



**CHROME**



**DOCS**



**DRIVE**



**SLIDES**



**SHEETS**



**FORMS**



**CALENDAR**



**GMAIL**



**PHOTOS**



**MAPS**



**KEEP**



**CLASSROOM**



**MEET**



**HANGOUTS**



**SITES**



**CONTACTS**



**CLOUD**



**CLOUD SEARCH**



**YOUTUBE**



**NEWS**



**VAULT**



**MY ACCOUNT**



**GROUPS**